

## Original Article

## Exploring the Mechanisms and Strategies for Muscular Hypertrophy: Implications for Resistance Training and Performance Enhancement

Rada Larisa <sup>1</sup>Mateescu Adriana <sup>2\*</sup>Amzar Elena Luminita <sup>3</sup>Macri Aurelia Cristina <sup>4</sup>

<sup>1,2,3,4</sup>National University of Science and Technology Politehnica Bucharest,  
Pitesti University Center, St. Targu din Vale, Pitesti 110040, Romania

DOI: 10.29081/gsjesh.2025.26.1.12

**Keywords:** athlete, fitness, muscle, mass grow, force

### Abstract

Muscular hypertrophy, the process of muscle growth in response to resistance training stimuli, plays a crucial role in enhancing strength, athletic performance, and overall body composition. This research aims to delve into the mechanisms underlying muscular hypertrophy, examine effective strategies for optimizing muscle growth, and explore the practical implications of hypertrophy for individuals engaged in resistance training. By synthesizing relevant studies and research findings, this research seeks to provide insights into the science of muscle hypertrophy and its implications for exercise and performance enhancement. The way the body responds to muscle overload to gain muscle mass is still undergoing scientific investigation. In this sense, it is logical to examine contemporary understanding of muscular hypertrophy and to highlight some effective training approaches.

### 1. Introduction

This research will adopt a comprehensive review approach, integrating evidence from peer-reviewed studies, meta-analyses, and expert opinions on the mechanisms and strategies for muscular hypertrophy. Relevant databases, scientific journals, and academic resources will be utilized to gather information on the nutritional, and training aspects influencing muscle growth and hypertrophy. Muscular hypertrophy, characterized by an increase in muscle fibre size, is a key physiological adaptation to resistance training that can lead to improvements in strength, power and muscle mass. Understanding the mechanisms governing muscle

\* E-mail: adrianamateescu@gmail.com, tel +40723618909

growth and the strategy for maximizing hypertrophy is essential for athletes, fitness enthusiasts, and individuals seeking to optimize their training outcomes. (Rosu, Cojanu, Stefanica, & Enache, 2022) This research aims to investigate the fundamental principles of muscular hypertrophy, including training variables, and nutritional considerations. Research by Schoenfeld (2020) elucidated the molecular and cellular mechanisms involved in muscle protein synthesis and muscle hypertrophy in response to resistance training. A study by Buckner et al. (2016) highlighted the importance of volume, intensity, and exercise selection in designing resistance training programs for optimal muscle hypertrophy outcomes. The role of protein intake, nutrient timing, and dietary strategies in supporting muscle hypertrophy and recovery. (Longland, Oikawa, Mitchell, Devries, & Phillips, 2016)

Studies by West, & Phillips (2011) highlighted the influence of hormones such as testosterone, growth hormone, and insulin-like growth factor-1 (IGF-1) on muscular hypertrophy responses to resistance training. Hypertrophy-Specific Training in Translation, Hyperopia specific training, or the most common training for muscle mass growth. He claims to rely on results obtained in scientific studies, later transformed into a very effective method of muscle growth.

The primary objective of every person entering a fitness room is certainly to improve the volume of muscle mass. (Grosu, Popovici, & Mihaiu, 2010) To achieve this goal, it is imperative that chemical changes occur in the muscle structure. For many practitioners, unfortunately, mass growth occurs as a result of increasing the amount of fluid (plasma), to the detriment of muscle fibre contractile elements (myosin filaments). In other words, muscle hypertrophy is due to the retention of fluid in place of a real increase in muscle fibre. This is why the force of practitioners is not always proportionate to their muscular volume. In general, force is treated in two ways: 1) general force - briefly the force of all muscle groups; 2) the specific force, which refers to the manifestations typical of a sports branch (Mihaiu, Stefanica, Joksimović, İbrahim Ceylan, & Pirvu, 2024). Specific training for hypertrophy requires the use of submaximal loads to induce maximum tension within the muscles. The goal of the submaximal load training is to contract the muscles in an effort involving all the muscle fibres (Cureton, Collins, Hill, & McElhannon, 1988). To increase the number of muscle fibres involved, repetitions are done until exhaustion. For optimal results, the practitioner must execute the maximum number of possible reps within each set. At the end of such a set, local muscular fatigue must no longer allow any extra repetition. If the sets are not done until exhaustion, muscle hypertrophy will not reach the desired level because the number of repetitions is not enough to produce the type of stimulus necessary to increase muscle mass.

In the hypertrophy training, the body's energy system is an anaerobic system (ATP / CP), so the program should be designed to consume these energy sources totally (Butnariu, 2013). Moreover, it is necessary that the interval between sets is smaller (between 30-45 seconds), because if the body has a limited rest period, then the muscles will have less time to restore their energy reserves. If set up to exhaustion depletes reserves of ATP / CP and rest between sets does not allow a full recovery, the body is forced to adapt by increasing transport capacity energy, which in turn

brings stimulate muscle growth (Manescu, 2008). Resistance training is generally considered the most efficacious exercise modality foreliciting muscle hypertrophy in humans (Schoenfeld et al., 2021). Weightlifting has been and is one of the basic auxiliaries means of physical training in all disciplines and sports disciplines of all time. Everyone agrees that the force is dependent on the muscle mass - if the muscles develop, it will also increase the ability to manifest the force (Vişan, & Cojanu, 2020). In all sports disciplines, work with weights is used to develop general and specific strength, muscle and general strength, and even speed education (Stefanica et al, 2024). Most weekly plans include at least one workout with weights. Nowadays, new transdisciplinary or multidisciplinary approaches simultaneously related to sports activities and education, statistics, in order to identify an important area and configure a scientific approach (Savoiu, & Butnariu, 2014).

## 2. Material and methods

*Premises of research.* The size of a muscle increases when subjected to a strength training regime. Studies have shown that muscle hypertrophy is the main pathway through which muscles grow. Research has shown that the number of fibres is genetically determined, and much has been thought to remain constant throughout life. Thus, the increase in the size of the muscles could be explained only by the process of fibre hypertrophy.

*Research hypothesis.* If we act in training with programs based on specific methods of developing hypertrophy, it will increase the perimeter of the arm by 1-2 cm, as well as the strength of triceps and brachial biceps, these associated with proper nutrition and supplementation.

*Purpose and tasks of research.* The aim of the paper is to highlight, through a case study, the effectiveness of the specific training for muscular hypertrophy by developing muscular training models.

*Measurement method and test and control tests.* In order to carry out the research we will use a series of control samples for testing of the somatic, physiological and muscular training levels: Ruffier test, pulse clinostatism and orthostatism, RM 1 test for the main exercises aimed at the development of biceps and brachial triceps with the lug standing, pushed from the chest with narrow socket), flotation, traction, etc.

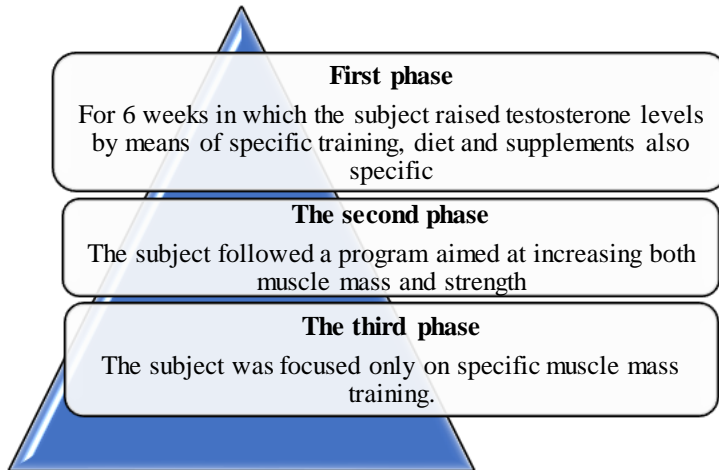
*Organizing and conducting research.* The research was conducted in the Elyssium Sport Arena, a space that has the necessary conditions to apply our experiment. The experiment is a case study, on a 20-year-old athlete who practices football and lasted 6 months. The research was carried out between November 2023 and April 2024.

## 3. Results and Discussions

In this experiment, the musculature we want to develop is that of the arms: brachial triceps and brachial biceps. The period of hypertrophy is related to several aspects, such as: a well-trained workout adapted to the somatic type of each; increasing muscle mass by maneuvering the mobilization of ATP / CP energy

resources refining the density of muscle groups; a diet adequate to the effort involved; rest.

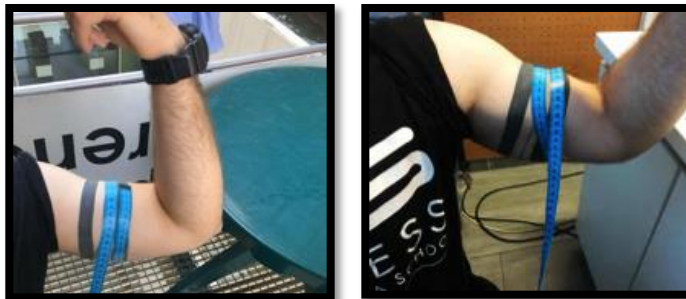
This experiment, in which the subject develops the muscular mass of the arms, has been done in several stages:



**Figure 1.** *Phases of the hypertrophic training program*

Before the experiment began, some measurements were made on the subject:

- perimeter of the arm in the contraction position, before the research measure 35.5 cm and after the experimental period 36.2 cm.



**Figure 2.** *Measurement of the perimeter of the arm*

- 30 seconds can be done with 15 traction bar with supination, and after the research 21 were performed.



**Figure 3.** *Suspension type traction*

- In the initial testing, for 30 seconds, 26 *Close grip pushup*, 15 cm between the palms, and 35 final tests were performed



**Figure 4.** *Close grip pushup*

- 1RM in *Standing barbell curl* is 34kg, then increasing to 41kg.



**Figure 5.** *Standing barbell curl*



- Initial testing at the 1RM Close – grip bench press is 73kg and 84kg final test.



**Figure 6.** Close – grip bench press

In the first stage, the first six weeks, the subject started by training their biceps and triceps on different days with one day pausing between them. Ideally, workouts should be done in the morning when the testosterone level is at the highest level.

**Table 1.** Bracelet strength training for biceps and triceps



Training 1				
	<i>Exercise</i>	<i>Dosage</i>	<i>Intensity</i>	<i>Rest</i>
Triceps	Close – grip bench press 	4 sX 4-6 rep	70%	3 min
	Dips 	4 s X 4-6 rep	70%	2 min

---

---

**Training 2**

---

	<i>Exercises</i>	<i>Dosage</i>	<i>Intensity</i>	<i>Rest</i>
<b>Biceps</b>	Standing barbell curl	4 s X 4-6 rep	70%	3 min
				
	Cheat curls	4 s X 4-6 rep	70%	2 min
				



---

---



---

**Training 3**

---

	<i>Exercises</i>	<i>Dosage</i>	<i>Intensity</i>	<i>Rest</i>
<b>Triceps</b>	Dumbbell extension	4 s X 4-6 rep	70%	3 min
				
	Dips	4 s X 4-6 rep	70%	2 min
				

---

<b>Training 4</b>				
	<i>Exercises</i>	<i>Dosage</i>	<i>Intensity</i>	<i>Rest</i>
<b>Biceps</b>	Standing Dummble curls 	4 s X 4-6 rep	70%	3 min
	Seated dumbbell concentration curl 	4 s X 4-6 rep	70%	2 min

**Table 2. Nutrition Plan**

**An example of a diet plan that helps raise testosterone levels. Some substitutions can be made with similar foods to add a variety of diets.**

	Calories	Protein	Carbohydrates	Fats
Breakfast				
<b>cup of oatmeal</b>	150	6	25	<b>2</b>
<b>4 whole eggs</b>	300	25	2	<b>20</b>
<b>120 g of meat</b>	250	30	0	<b>14</b>
<b>a fruit</b>	100	0	25	<b>0</b>
Snack				
<b>60 g almonds</b>	340	13	11	<b>30</b>
<b>90 g dried fruit</b>	300	1	34	<b>0</b>
Lunch				
<b>4 slices of whole bread</b>	360	16	64	<b>4</b>
<b>180 g of poultry meat</b>	200	28	0	<b>10</b>
<b>½ avocado</b>	150	2	8	<b>13</b>
Before training				
<b>20 g whey protein</b>	92	20	3	<b>0</b>
<b>80 g of dextrose</b>	320	0	80	<b>0</b>
After training				
<b>20 g whey protein</b>	92	20	3	<b>0</b>
<b>80 g of dextrose</b>	320	0	80	<b>0</b>
Dinner				
<b>240 g of salmon</b>	315	42	0	<b>17</b>
<b>1 sweet potato (240g)</b>	160	2	37	<b>0</b>
<b>Vegetables</b>	100	2	23	<b>0</b>
<b>Approximate totals</b>	<b>3500</b>	<b>210</b>	<b>400</b>	<b>110</b>



In the second phase of the program, which lasted for 8 weeks, the subject followed the alternation of two highly effective methods - 5x5 with 85% 1RM and 10 × 10 with 75% 1 RM).

In the third phase, a program was conducted in which 8-12 rep / 60-75% 1RM were performed, specific for hypertrophy. The Weider training of Progressive Resistance, which essentially says that strength training needs to be done to make muscles grow.

To carry out this research, a series of control tests were used to test the somatic, physiological and muscular levels. In order to be able to follow the effectiveness of the implementation of the established programs, we conducted an initial test of the level of training and a final one.

**Table 3.** Dynamics of the evolution of somatic growth indicators at initial and final testing

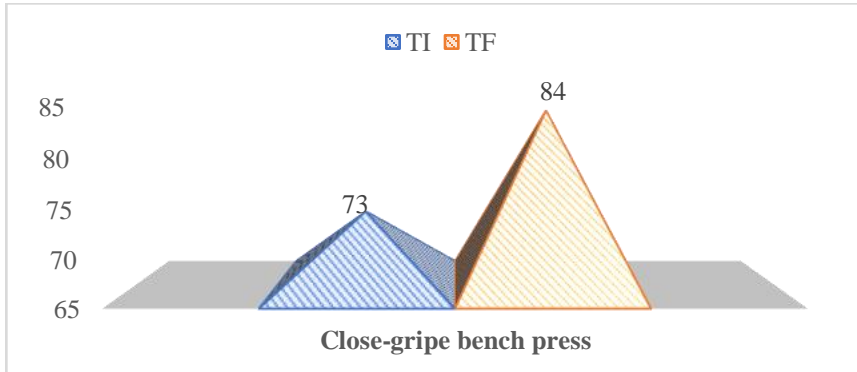
No.	Subject	Height (cm)		Body Mass Index		Weight (Kg)		Fat Bumper		Perimeter (cm)	
		TI	TF	TI	TF	TI	TF	TI	TF	TI	TF
1.	MR	1,78	1,78	24,2	23,5	70	71	14	13	35,5	36,2
		Diferences of average		Diferences of average		Diferences of average		Diferences of average		Diferences of average	
		0		0,7		1		1		1,7	

**Table 4.** Dynamics of the evolution of functional sample indicators at the initial and final testing

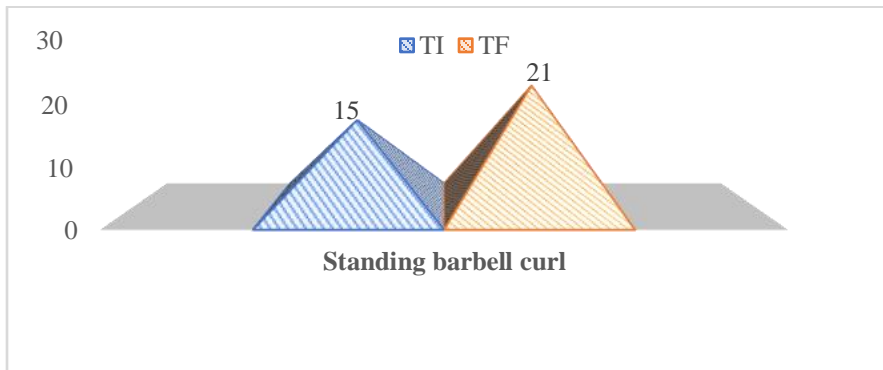
No.	Subject	Pulse beats / min		Pulse orthostatism beats / min		Ruffier test	
		TI	TF	TI	TF	TI	TF
1.	MR	81	74	87	82	8,4	5,5
		Diferences of average		Diferences of average		Diferences of average	
		7		5		2,9	

**Table 5.** Dynamics of the evolution of the force indicator at initial and final testing

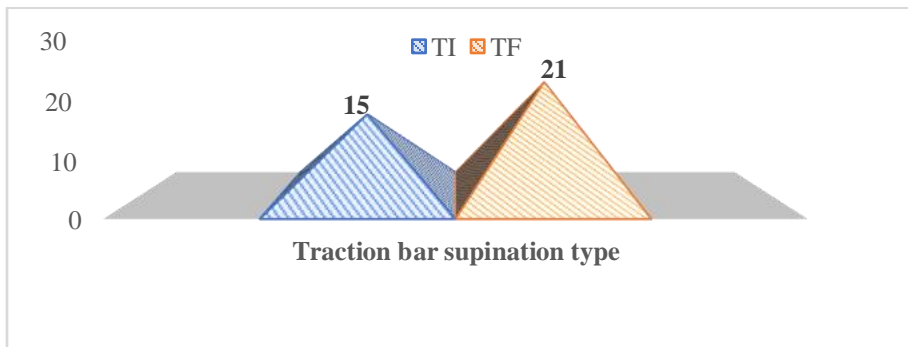
No.	Subject	Close-gripe bench press 1RM		Standing barbell curl 1RM		Traction bar supination type		Close grip Pushups	
		TI	TF	TI	TF	TI	TF	TI	TF
1.	MR	73	84	34	41	15	21	26	35
		Diferences of average		Diferences of average		Diferences of average		Diferences of average	
		11		7		6		9	



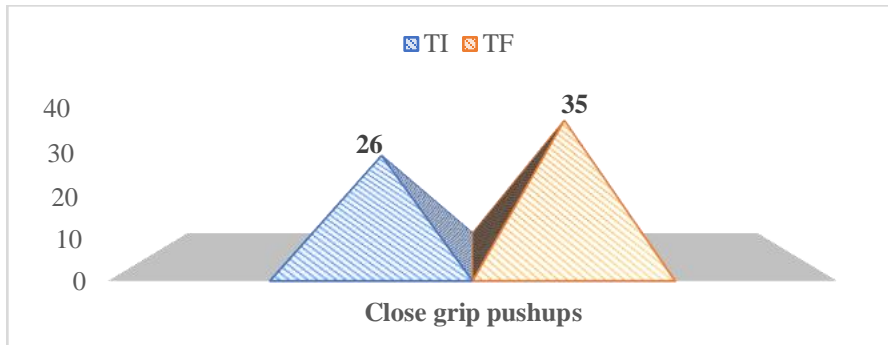
**Figure 7.** Power indicator graph for initial- final testing for close-gripe bench press



**Figure 8.** Power indicator graph for initial final testing – standing barbell curl



**Figure 9.** Power indicator graph for initial final testing – traction bar supination type



**Figure 10.** Power indicator graph for initial final testing – close grip pushups

### ***Discussions***

It is generally accepted that relative strength is increased when strength gain is induced primarily by neural adaptations (Bompa & Buzzichelli, 2015).

A study that compared high-level bodybuilders, powerlifters and weightlifters found that although the bodybuilders had slightly greater estimated thigh cross-sectional area than the other athletes, the power- and weightlifters had statistically significantly superior back squat strength. (Di Naso, et al., 2012) The authors speculated that neural adaptations were most likely induced by the higher intensity training, typically performed by the power- and weightlifters.

An interesting study focuses on the analysis of the training for muscle hypertrophy, show that can be expected to induce some increase in total body mass, and this can have positive or negative consequences for athletic performance. Positive effects in strength, resistance to being pushed aside, and greater momentum when running, while negative effects may be reduced capacity to accelerate, decelerate, change direction, and jump. (Warren, et al., 2018)

### **4. Conclusions**

Muscular hypertrophy is a complex physiological process influenced by various factors such as resistance training protocols, nutrition, and hormonal regulation. By understanding the mechanisms of muscle growth and implementing effective training strategies, individuals can optimize their hypertrophy outcomes and enhance their athletic performance and physical appearance. This research aims to provide valuable insights into the science of muscular hypertrophy and its practical implications for training, performance enhancement, and overall fitness goals.

The conclusions drawn from the study of the specialized literature and the scientific approach of the research bring to the fore the formulated hypothesis, which was confirmed by the obtained results.

If we act in training with programs based on specific methods of developing hypertrophy, it will increase the perimeter of the arm by 1-2 cm, as well as the strength of triceps and brachial biceps, these associated with proper nutrition and supplementation. It was found that for all 11 tests, the subject had significant

differences between initial and final testing, demonstrating that muscle training with the proposed programs, based on the methods of muscle mass development, led to a manifestation of the strength of triceps and brachial biceps, as well as the increase in the perimeter of the arm by 1.7 cm.

Ideally, training should be done in the morning when the testosterone level is at the highest level. The key to continued growth is to make progressively more intense workouts, forcing the muscles to grow steadily.

From a nutritional point of view, a 50% carbohydrate (especially complex), 30% protein (especially lean meat and dairy products) and 20% fat (especially unsaturated) is ideal during muscle growth.

## References

1. BOMPA, T., & BUZZICHELLI, CA. (2015). *Periodization Training for Sports*, 3rd ed. Champaign, IL: Human Kinetics, 25.
2. BUTNARIU, M. (2013). *Nutriție Sport Sănătate*, București: Editura Prouniversitaria,
3. CURETON, K. J., COLLINS, M. A., HILL, D. W., & MCELHANNONc Jr, F. M. (1988). Muscle hypertrophy in men and women. *Medicine and science in sports and exercise*, 20(4), 338-344.
4. DI NASO, J., PRITSCHET, B., EMMETT, J., OWEN, J., WILLARDSON, J., BECK, T., DEFREITAS J., & FONTANA, F., (2012). Comparing thigh muscle cross-sectional area and squat strength among national class Olympic weightlifters, power lifters and bodybuilders. *Int SportMed J* 13: 48-57.
5. GROSU, E.F., POPOVICI C., & MIHAIU C. (2010). *Locul și rolul fitness-ului în știința sportului*, Cluj- Napoca: Edit. G.M.I.,
6. LONGLAND, T.M., OIKAWA, S.Y., MITCHELL, C.J., DEVRIES, M.C., & PHILLIPS, S.M. (2016). Higher compared with lower dietary protein during an energy deficit combined with intense exercise promotes greater lean mass gain and fat mass loss: a randomized trial. *The American journal of clinical nutrition*, 103(3), 738-746.
7. MANESCU, D.C. (2008). *Dezvoltarea fizica și musculară*, București, Editura ASE
8. MIHAIU, C., STEFANICA, V., JOKSIMOVIĆ, M., İBRAHIM CEYLAN, H., & PIRVU, D. (2024). Impact of Specific Plyometric Training on Physiological and Performance Outcomes in U16 Performance Athletes Soccer Players. *Revista Romaneasca Pentru Educatie Multidimensionala*, 16(3), 206-223. <https://doi.org/10.18662/rrem/16.3/891>.
9. ROSU, D., COJANU, F., STEFANICA, V., & ENACHE, S. (2022). Experimental management of work collectives through social and socialization activities, *Journal of Physical Education and Sport*, 22(7), 1742-1747. <https://doi.org/10.7752/jpes.2022.07218>.
10. SAVOIU, G., & BUTNARIU, M. (2014). From Sports of Recycling-to-Recycling Waste in Sports Activities: A Statistical Survey and Its Econometric Model for Identifying the Project's Factors, *Romanian*

*Statistical Review Supplement*, 62(5).

11. SCHOENFELD, B., FISHER, J., GRGIC, J., HAUN, C., HELMS, E., PHILLIPS, S., STEELE, J., & VIGOTSKY, A., (2021). Resistance training recommendations to maximize muscle hypertrophy in an athletic population: position stand of the IUSCA. *International Journal of Strength and Conditioning* 1(1),1, DOI 10.47206/ijsc.v1i1.81.
12. SCHOENFELD, B.J. (2020). Molecular and Cellular Mechanisms of Muscle Hypertrophy. *Journal of Strength and Conditioning Research*, 34(7), 2000-2011.
13. STEFANICA, V., MERCEA, I.T., URSU, V.E., GORBAN, C.F., DRAGOS, C., MIHAIU, C., & GOGEAN GROZA, G. (2024). Developing Psychomotor Skills and Social Attributes Through Integrated Psychomotor and Unified Football Training: A Special Olympics Intervention Study. *Revista Romaneasca Pentru Educatie Multidimensionala*, 16(3), 224-242. <https://doi.org/10.18662/rrem/16.3/892>
14. VIȘAN, P., & COJANU, F. (2020). A new approach to football training at the junior level. *Journal of Physical Education and Sport*, 20(6), 3584-3590. <https://doi.org/10.7752/jpes.2020.06483>
15. WARREN, Y., TALPEY, S., BARTLETT, R., LEWIS, M., MUNDY, S., SMYTH, A., & WELSH, T. (2018). Development of Muscle Mass: How Much Is Optimum for Performance?. *Strength and Conditioning Journal*. 41. 1. 10.1519/SSC.0000000000000443.
16. WEST, D.W.D., & PHILLIPS, S.M. (2011). Associations of exercise-induced hormone profiles and gains in strength and hypertrophy in a large cohort after weight training. *European Journal of Applied Physiology*, 112(7), 2693–2702. <https://doi.org/10.1007/s00421-011-2246-z>.



©2017 by the authors. Licensee „GYMNASIUM” - Scientific Journal of Education, Sports, and Health, „Vasile Alecsandri” University of Bacău, Romania.

This article is an open access article distributed under the terms and conditions of the Creative Commons Attribution ShareAlike 4.0 International (CC BY SA) license (<http://creativecommons.org/licenses/by-sa/4.0/>).